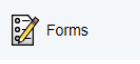
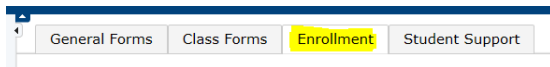


Power School Registration:

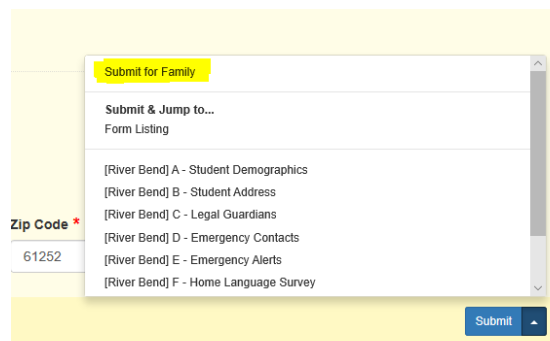
1. Log in to the Powerschool Parent Portal

<https://riverbendschools.powerschool.com/public/home.html>

2. Click on the Forms link on the side bar 
3. Click on the Enrollment tab at the top of the screen



4. Review and correct any information on each form in the following tabs. A green check marked thank you will pop up. Click OK. It will bring you to the next form.
 - a. Student Demographics - Student demographic information
 - b. Student Address - Student address information
 - c. Legal Guardians - Parent/Guardian contact information
 - d. Emergency Contacts - Emergency contact information
 - e. Emergency Alerts - Emergency notification phone, text, and email information
 - f. Home Language Survey - Home Language Survey form
 - g. Health Information - Health concerns, physician, and dental information
 - h. Permissions/Agreements - Parental permissions for handbook, policies, etc. needed by the schools
 - i. Application for Free & Reduced Price School Meals
 - j. Acknowledgment of Completion - This completes the PowerSchool registration step, There is a link to Pushcoin to pay your fees. There is also a link to the Required Registration Forms that will need to be completed.
5. Please complete these steps for each child. You are given the option to copy data from the first child you updated information for each screen except for Student Demographics and Health Information. Click on the up arrow by the 'Submit' button and select 'Submit for Family'.



Submit for Family

Submit & Jump to...
Form Listing

[River Bend] A - Student Demographics
[River Bend] B - Student Address
[River Bend] C - Legal Guardians
[River Bend] D - Emergency Contacts
[River Bend] E - Emergency Alerts
[River Bend] F - Home Language Survey

Zip Code *
61252

Submit

6. Pay fees at [Pushcoin](#) or pay by cash/check at the District Office or schools.